

PREMIER TRAILER SPECIFICATIONS



PREMIER TRAILER SPECIFICATIONS

DRY VAN

53' X 102" DRY VAN - PLATE

General: Swing Door Roll Door

Overall length	53'	53'
Interior length	52'-6"	52'-1.5"
Overall width	102.36"	102.36"
Interior width	101.5"	101.5"
Overall height	13'-6"	13'-6"
Inside height	110"	110"
Door opening height	110"	105"
Door opening width	98-5/16"	93-5/16"
Suspension	Air ride	Air ride
Sliding tandems	Air assist	Air assist
Logistics posts	48/50" Center	48" Center
Tire size	295/75R22.5	295/75R22.5

Capacity:

Gross vehicle weight rating	68,000 lbs.	68,000 lbs.
Floor weight rating	20,000 lbs.	20,000 lbs.
Trailer weight - Great Dane	13,700 lbs. (+/-3%)	13,900 lbs. (+/-3%)
Trailer weight - Hyundai	14,000 lbs. (+/-3%)	14,200 lbs. (+/-3%)



PREMIER TRAILER SPECIFICATIONS

REEFER

53' X 102" REEFER (REFRIGERATED VAN)



General:Swing DoorRoll Door

Overall length	53'	53'
Interior length	52'-2"	52'
Overall width	102.36"	102.36"
Interior width	97.4"	97.4"
Overall height	13'-6"	13'-6"
Inside height	103.5"	103.5"
Door Opening height	102.8"	95.6"
Door Opening width	97.2"	92.6"
Suspension	Air ride	Air ride
Sliding tandems	Air assist	Air assist

Capacity:

Gross vehicle weight rating	68,000 lbs.	68,000 lbs.
Floor weight rating	18,000 lbs.	18,000 lbs.
Trailer weight	14,640 lbs. (+/-3%)	15,540 lbs. (+/-3%)
Cubic capacity	3,616 Cubic ft.	3,605 Cubic ft.
Temperature range	-15 to 80 Degrees	-15 to 80 Degrees

Insulation:

Nose	4"	4"
Sidewalls	2"	2"
Ceilings/floor	3"	3"
Doors	3"	2"

PREMIER TRAILER SPECIFICATIONS

48' STEEL FLATBED

48' X 102" STEEL FLATBED

General:

Overall length	48'
Overall Width	102.36"
Trailer Weight	11,200 lbs. (+/-3%)
King Pin Setting	30"
Fifth Wheel Height	48"
Coil Kit	Yes
RASR Siderail	Yes
Headboard	Optional
Winches	10 - 12 Standard
Suspension	Spring ride
Dump Valve	Auto
Tires	295/70R22.5
Floor	Aluminum with 2 nailing strips

Capacity:

Overall	80,000 lbs. uniform load
Concentrated	50,000 lbs. uniform over 10'
Gross vehicle axle rating	22,500 lbs.



PREMIER TRAILER SPECIFICATIONS

53' STEEL FLATBED

53' X 102" STEEL FLATBED

General:

Overall length	53'
Overall Width	102.36"
Trailer Weight	12,200 lbs. (+/-3%)
King Pin Setting	30"
Fifth Wheel Height	48"
Coil Kit	Yes
RASR Siderail	Yes
Headboard	Optional
Winches	10 - 12 Standard
Suspension	Spring ride
Dump Valve	Auto
Tires	295/70R22.5
Floor	Aluminum with 2 nailing strips

Capacity:

Overall	80,000 lbs. uniform load
Concentrated	50,000 lbs. uniform over 10'
Gross vehicle axle rating	22,500 lbs.



PREMIER TRAILER SPECIFICATIONS

48' FLATBED-COMBO



48' X 102" FLATBED

General:

Overall length	48'
Overall Width	102.36"
Trailer Weight	10,200 lbs. (+/-3%)
King Pin Setting	30"
Fifth Wheel Height	49"
Coil Kit	Yes
RASR Siderail	Yes
Headboard	Optional
Winches	10 - 12 Standard
Suspension	Spread axle, Air ride: 121" (CA legal setting)
Dump Valve	Auto
Tires	295/70R22.5
Floor	Aluminum with 2 nailing strips

Capacity:

Overall	80,000 lbs. uniform load
Concentrated	50,000 lbs. uniform over 10'
Gross vehicle axle rating	22,500 lbs.

PREMIER TRAILER SPECIFICATIONS

53' FLATBED-COMBO

53' X 102" FLATBED



General:

Overall length	53'
Overall Width	102.36"
Trailer Weight	10,700 lbs. (+/-3%)
King Pin Setting	30"
Fifth Wheel Height	49"
Coil Kit	Yes
RASR Siderail	Yes
Headboard	Optional
Winches	10 - 12 Standard
Suspension	Spread axle, Air ride: 121" (CA legal setting)
Dump Valve	Auto
Tires	295/70R22.5
Floor	Aluminum with 2 nailing strips

Capacity:

Overall	80,000 lbs. uniform load
Concentrated	50,000 lbs. uniform over 10'
Gross vehicle axle rating	22,500 lbs.

PREMIER TRAILER SPECIFICATIONS

48' SINGLE DROP FLATBED

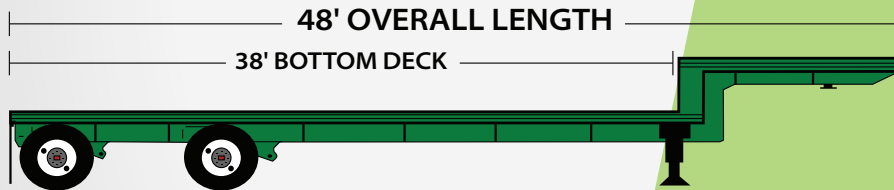
48' X 102" SINGLE DROP, SPREAD AXLE, AIR RIDE, ALUMINUM COMBO

General:

Overall length	48'
Overall width	102.36"
Trailer weight	10,200 lbs. (+/-3%)
King pin setting	18"
Fifth wheel height	49"
Upper deck length	10'
Lower deck length	37'-7"
Lower deck height	40" (loaded)
Winches	10 - 12 Standard
Suspension	Spread axle, Air ride: 121" (CA legal setting)
Dump valve	Auto
Tires	255/70R22.5
Floor	Aluminum with 2 nailing strips

Capacity:

Overall	80,000 lbs. Uniform load
Concentrated	50,000 lbs. Uniform over 10'
Gross vehicle axle rating	22,500 lbs.



PREMIER TRAILER SPECIFICATIONS

53' SINGLE DROP FLATBED

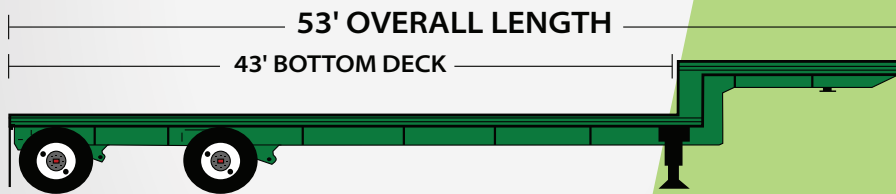
53' X 102" SINGLE DROP, SPREAD AXLE, AIR RIDE, ALUMINUM COMBO

General:

Overall length	53'
Overall width	102.36"
Trailer weight	10,750 lbs. (+/-3%)
King pin setting	18"
Fifth wheel height	49"
Upper deck length	10'
Lower deck length	42'-7"
Lower deck height	40" (loaded)
Winches	10 - 12 Standard
Suspension	Spread axle, Air ride: 121" (CA legal setting)
Dump valve	Auto
Tires	255/70R22.5
Floor	Aluminum with 2 nailing strips

Capacity:

Overall	80,000 lbs. Uniform load
Concentrated	50,000 lbs. Uniform over 10'
Gross vehicle axle rating	22,500 lbs.



PREMIER TRAILER SPECIFICATIONS

FLATBED EXTENDABLE

48' - 80' X 102" STEEL FLATBED EXTENDABLE

General:

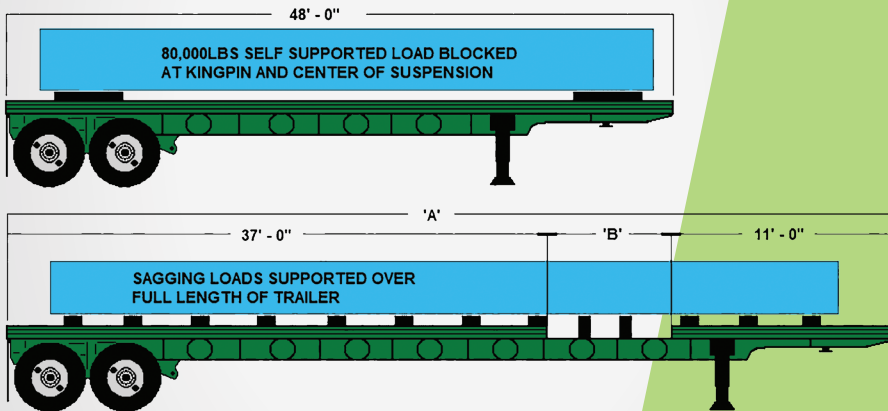
Overall length 48' - 80' (opens in 5' increments)
 Front deck length 11'
 Rear deck length 37'
 Overall width 102.36"
 Trailer weight 16,700 lbs. (+/-3%)
 King Pin setting 24"
 Fifth wheel height 49"
 Headboard Yes
 Winches 10 - 12 Standard
 Suspension Spring ride
 Tires 295/70R22.5
 Floor..... 1-1/8" Apitong

Capacity:

Frame rating 80,000 lbs.
 (Distributed self-supporting, properly blocked)
 Gross vehicle axle rating 22,500 lbs

Concentrated Load 50,000 in 5'53,000 in 10'.

A'	B'	Sagging Capacity	A'	B'	Sagging Capacity
53'	5'	41,400	73'	25'	21,800
58'	10'	35,200	78'	30'	19,200
63'	15'	30,400	80'	32'	18,000
68'	20'	25,000			



PREMIER TRAILER SPECIFICATIONS

LOWBOY FLATBED

55 TON 53' X 102" STEEL LOWBOY



General:

Tridem length	53'
Overall length	67' - 1" (with 4th axle flip)
Overall width	8' - 6" (with outriggers 10' - 6")
Kingpin setting	23"
Fifth wheel height	50" (loaded, 5 position settings)
Center deck length	26'
Center deck height	22" (loaded with 6" clearance)
Outriggers	24 (removable/swing)
D-Rings	28
Tires	275/70R22.5
Gooseneck	Hydraulic, removable, (self contained) (13 hp gasoline APU)
Suspension	Tridem air ride (54" axle spread)

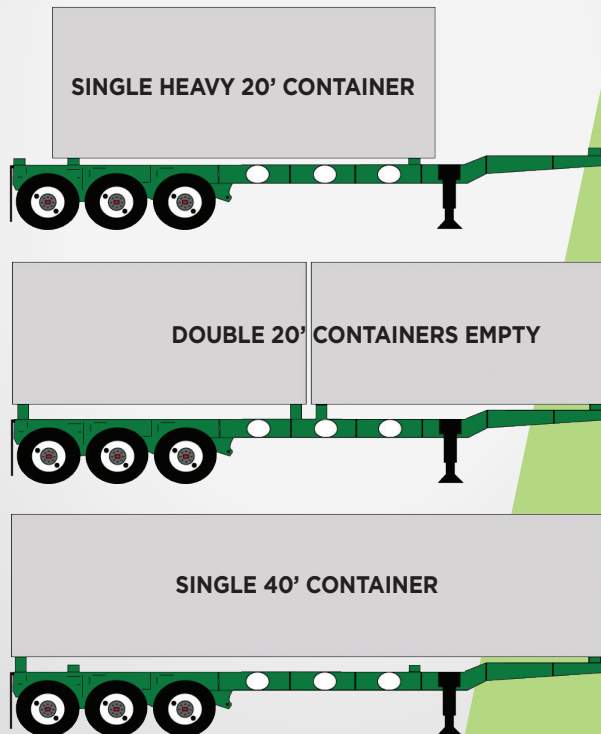
Capacity:

55 ton in 12' length with 4th axle (50 ton without)	
Gross vehicle weight rating	80,000 lbs.
Gross vehicle axle rating	25,000 lbs.
Trailer Weight	21,640 lbs. (+/-3%)
With 4th axle	24,755 lbs. (+/-3%)

PREMIER TRAILER SPECIFICATIONS

CHASSIS

20/40 COMBO TRIDEM



General:

Trailer weight	11,200 lbs (+/- 3%)
Trailer width	96"
Chassis height	48" (rear dock height)
King Pin setting	17.5"
Fifth wheel height	48"
Suspension	Sliding spring ride
Tires	255/70R22.5

Capacity:

GVRW - 20'	77,000 lbs.
GVRW - 40'	85,000 lbs.

Single 20' container

Tare weight of tractor	14,5000 lbs.
Tare weight of trailer	10,600 lbs.
Payload	54,900 lbs.
MGW	80,000 lbs

Double 20' configuration

	Weight (lbs.)	Axle 1 (lbs.)	Axle 2-3 (lbs.)	Axle 4-6 (lbs.)
Tractor	14,500	8,650	5,850	0
Trailer	10,600	0	2,200	8,400
Container	54,900	0	21,206	33,694
Total	80,000	8,650	29,254	42,094
Max limit		12,000	34,000	43,500

Single 40' configuration

	Weight (lbs.)	Axle 1 (lbs.)	Axle 2-3 (lbs.)	Axle 4-6 (lbs.)
Tractor	14,500	8,650	5,850	0
Trailer	10,600	0	2,200	8,400
Container	54,900	0	22,365	32,536
Total	80,000	8,650	30,414	40,936
Max limit		12,000	34,000	43,500

Want to learn more about our trailers?
Visit **PremierTrailerLeasing.com**
or send an email to
trailers@premiertrailerleasing.com

888.434.0889 | premiertrailerleasing.com

Premier[®]
TRAILER LEASING